


## T5 Tubes / Fittings (patented)





Direct **Joinable / Linkable** fittings. No wires or connectors required.

Can also be supplied as tubes only complete with lampholders and Terry clips.



	<b>PF-L24T5-666W</b>	T5 Tube/Fitting 24VDC C.V. Ftg 654mm/ Tube 614mm 5.2W 26 LED 100'
	<b>PF-L24T5-1000W</b>	T5 Tube/Fitting 24VDC C.V. Ftg 988mm/ Tube 945mm 8.4W 42 LED 100'
	<b>PF-L24T5-1250W</b>	T5 Tube/Fitting 24VDC C.V. Ftg 1238mm/ Tube 1194mm 11.4W 57 LED 100'
	<b>PF-L24T5-1333W</b>	T5 Tube/Fitting 24VDC C.V. Ftg 1319mm/ Tube 1194 12W 60 LED 100'

## Promotions (While stock Lasts )

	<b>GU10-3HP5CW</b>	4W U.S. <b>Bridgelux</b> GU10 50mm 3LED High power Lamp 28' CW 203lm, WW 150lm
	<b>GU10-3HP5WW</b>	
	<b>GU10-M5WW</b>	5W U.S. <b>CREE</b> GU10 50mm 3LED High power Lamp 20' WW 178lm
	<b>12V-FL1060CW</b>	9.6W 12Volt LED Floodlights. 80W Equiv. 160 Cool white LEDs. Operates with 12Volt AC Toroidal wire-wound (non-electronic) transformers. 240LM 25' IP67. Optional Ground Spikes available.
	<b>12V-PAR56CW</b>	9.5W 12 Volt Led Par 56 lamps. CW 70LM/ WW 65LM 60' IP20. Only suitable for fully enclosed fittings where lamp does not form part of the fitting . Requires 12V C.V. Powerdriver
	<b>12V-PAR56WW</b>	
	<b>BC-36CW</b>	4 W Tubelar Led lamps 36 LEDs. 20W Equiv. 40LM 360'
	<b>BC-36WW</b>	
	<b>ES-36CW</b>	
	<b>ES-36WW</b>	

	<p><b>BC-DMPL-MC</b></p> <p><b>BC-DMPL-WW</b></p>	<p>1.6W 20 LED Dimpled Golf Lamps</p>
	<p><b>BC-GOLF-B</b></p> <p><b>BC-GOLF-CW</b></p> <p><b>BC-GOLF-G</b></p> <p><b>BC-GOLF-MC</b></p> <p><b>BC-GOLF-OR</b></p> <p><b>BC-GOLF-R</b></p> <p><b>BC-GOLF-WW</b></p> <p><b>BC-GOLF-Y</b></p> <p><b>ES-GOLF-CW</b></p> <p><b>ES-GOLF-MC</b></p>	<p>1W 12 LED Golf ball Lamps</p>
	<p><b>BC-HP45CDLCW</b></p> <p><b>BC-HP45CDLWW</b></p> <p><b>ES-HP45CDLCW</b></p> <p><b>ES-HP45CDLWW</b></p>	<p>3W 3LED CREE High Power 46mm Candle light</p>
	<p><b>DL-GL028B</b></p> <p><b>DL-GL028MC</b></p> <p><b>DL-GL028R</b></p>	<p>Exterior Wall / Spike Garden light 28 LEDs complete with wall Brackets and Ground Spike</p>
	<p><b>DL-HP36B</b></p> <p><b>DL-HP36CW</b></p> <p><b>DL-HP36MC</b></p> <p><b>DL-HP36R</b></p> <p><b>DL-HP36WW</b></p> <p><b>DL-HP50CW</b></p>	<p>36W High Power External Floodlights. 250W Equiv</p>
	<p><b>DL-HPAR111CW</b></p> <p><b>DL-HPAR111WW</b></p>	<p>10W 5 x 2W High Power AR111 LED Lamps. Requires 12 Volt C.V. Power driver</p>
	<p><b>DL-MR8B</b></p> <p><b>DL-MR8G</b></p> <p><b>DL-MR8OR</b></p> <p><b>DL-MR8R</b></p> <p><b>DL-MR8Y</b></p>	<p>0.8W 12 LED MR8 25mm Lamp. 25' Requires 12V C.V. driver</p>
	<p><b>MR11-MT/CH</b></p> <p><b>MR16-MT/CH</b></p> <p><b>IP44-MR11MT/CH</b></p> <p><b>IP44-MR16MT/CH</b></p>	<p><b>Polished Chrome</b> Magnetic Downlighters For all Types of MR16 and MR11 Lamps including Halogens</p>